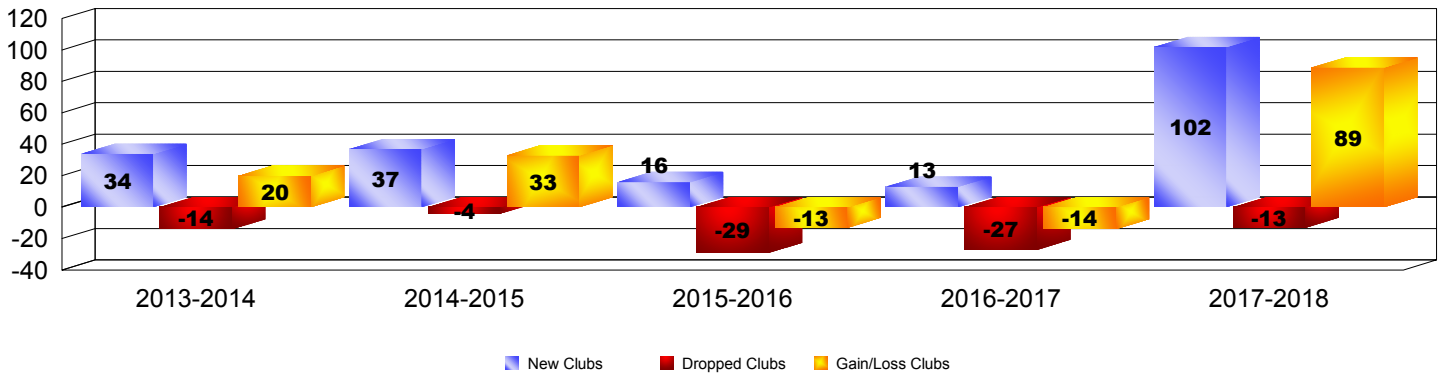
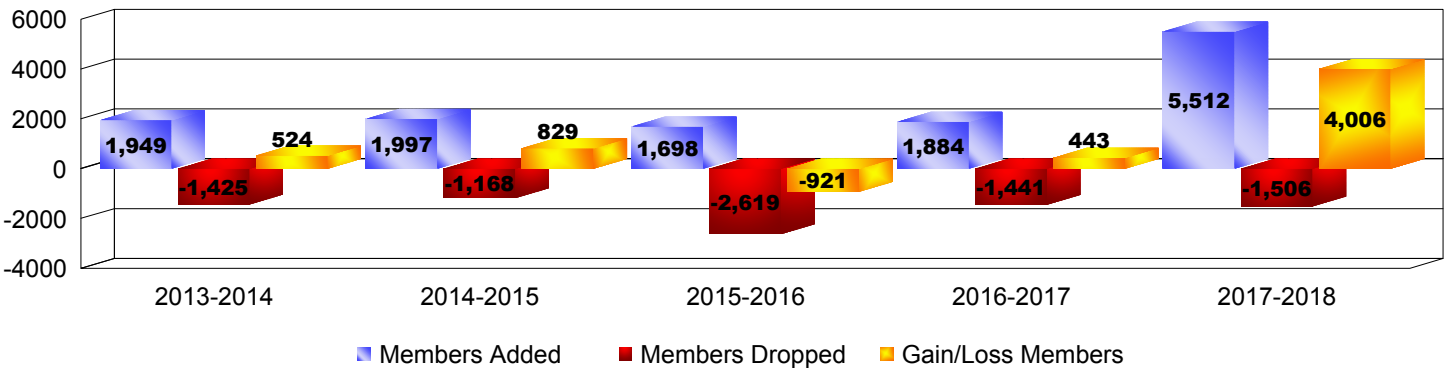


Year	New Clubs	Dropped Clubs	Gain/Loss Clubs	New Members	Charter Members	Reinstate Members	Transfer Members	Total Member Added	Total Members Dropped	Gain/Loss Members
2013-2014	34	-14	20	853	888	186	22	1949	-1425	524
2014-2015	37	-4	33	1008	866	73	50	1997	-1168	829
2015-2016	16	-29	-13	715	682	216	85	1698	-2619	-921
2016-2017	13	-27	-14	1388	353	87	56	1884	-1441	443
2017-2018	102	-13	89	2774	2534	150	54	5512	-1506	4006
Average	40	-17	23	1348	1065	142	53	2608	-1632	976

Clubs




Members



Membership Composition

June 2018 Cumulative



Gender Comparison

June 2018 Cumulative

